

COV


<b>I (a) Statement showing Shareholding Pattern</b>			
<b>Name of the Company : HOTEL RUGBY LTD</b>			
<b>Scrip Code :</b>		<b>Class of Security :</b>	
<b>Quarter ended : 31.12.2011</b>			
	<b>No. of Partly Paid-up shares</b>	<b>As a % of total no. of partly paid-up shares</b>	<b>As a % of total no. of shares of the Company</b>
<b>Partly Paid-up shares</b>			
<b>Held by promoter / promoter group</b>	0	0	0
<b>Held by public</b>	0	0	0
<b>Total</b>	0	0	0
	<b>No. of outstanding securities</b>	<b>As a % of total no. of outstanding convertible securities</b>	<b>As a % of total no. of shares of the Company, assuming full conversion of the convertible securities</b>
<b>Outstanding convertible securities</b>			
<b>Held by promoter / promoter group</b>	0	0	0
<b>Held by public</b>	0	0	0
<b>Total</b>	0	0	0
	<b>No. of warrants</b>	<b>As a % of total no. of warrants</b>	<b>As a % of total no. of shares of the Company, assuming full conversion of warrants</b>
<b>Warrants</b>			
<b>Held by promoter / promoter group</b>	0	0	0
<b>Held by public</b>	0	0	0
<b>Total</b>	0	0	0
<b>Total paid-up capital of the company, assuming full conversion of warrants and convertible securities</b>	<b>14322800</b>		




## (I)(a) Shareholding Pattern under Clause 35

Name of the Company:		HOTEL RUGBY LTD
Scrip Code:	Quarter ended:	31.12.2011

Category code	Category of shareholder	Number of shareholders	Total number of shares	Number of shares held in dematerialized form	Total shareholding as a percentage of total number of shares		Shares pledged or otherwise encumbered	
					As a percentage of (A+B)[1]	As a percentage of (A+B+C)	No of shares	As a percentage
(A)	Shareholding of Promoter and Promoter Group[2]				0.00	0.00		
-1	<b>Indian</b>				0.00	0.00		
(a)	Individuals/ Hindu Undivided Family	3	6806394	6806394	47.52	47.52		0.000
(b)	Central Government/ State Government(s)				0.00	0.00		
(c)	Bodies Corporate	1	352000	352000	2.46	2.46		0.000
(d)	Financial Institutions/ Banks				0.00	0.00		
(e)	Any Other (specify)	4	2196300	2196300	15.33	15.33		
	P A C				0.00	0.00		0.000
	<b>Sub-Total (A)(1)</b>	<b>8</b>	<b>9354694</b>	<b>9354694</b>	<b>65.31</b>	<b>65.31</b>		<b>0.000</b>
-2	<b>Foreign</b>				0.00	0.00		
(a)	Individuals (Non-Resident Individuals/ Foreign Individuals)				0.00	0.00		
(b)	Bodies Corporate				0.00	0.00		
(c)	Institutions				0.00	0.00		
(d)	Any Other (specify)				0.00	0.00		
	<b>Sub-Total (A)(2)</b>	<b>0</b>	<b>0</b>	<b>0</b>	<b>0.00</b>	<b>0.00</b>		
	<b>Total Shareholding of Promoter and Promoter Group (A)= (A)(1)+(A)(2)</b>	<b>8</b>	<b>9354694</b>	<b>9354694</b>	<b>65.31</b>	<b>65.31</b>		




(B)	Public shareholding[3]				0.00	0.00		
-1	Institutions				0.00	0.00		
(a)	Mutual Funds/ UTI				0.00	0.00		
(b)	Financial Institutions/ Banks	1	700					
(c)	Central Government/ State Government(s)				0.00	0.00		
(d)	Venture Capital Funds				0	0.00		
(e)	Insurance Companies				0	0.00		
(f)	Foreign Institutional Investors				0.00	0.00		
(g)	Foreign Venture Capital Investors				0.00	0.00		
(h)	Any Other (Trust)				0.00	0.00		
	Sub-Total (B)(1)	1	700	0	0.00	0.00		
-2	Non-institutions				0.00	0.00		
(a)	Bodies Corporate	109	1442847	1403847	10.07	10.07		
(b)	Individuals				0.00	0.00		
	i. Individual shareholders holding nominal share capital up to Rs. 1 lakh.	8344	2687656	1670806	18.76	18.76		
	ii. Individual shareholders holding nominal share capital in excess of Rs. 1 lakh.	19	547085	512285	3.82	3.82		
(c)	Any Other (specify)				0.00	0.00		
	1. NRI	50	179957	159957	1.26	1.26		
	2. NRN	42	50650	3750	0.35	0.35		
	3. Clearing members	25	59211	59211	0.41	0.41		
	4. Market Maker				0.00	0.00		
	5. HUF				0.00	0.00		
	Sub-Total (B)(2)	8589	4967406	3809856	34.68	34.68		
	Total Public Shareholding (B)= (B)(1)+(B)(2)	8590	4968106	3809856	34.69	34.69		
	TOTAL (A)+(B)	8598	14322800	13164550	100.00	100.00		
(C)	Shares held by Custodians and against which Depository Receipts have been issued				0.00	0.00		
	1. Promoters				-	-		
	2. Public				-	-		
	Sub-Total (C)				-	-		
	GRAND TOTAL (A)+(B)+(C)	8598	14322800	13164550	100.00	100.00		



## (1)(b) Statement showing holding of securities (including shares, warrants, convertible securities) of persons belonging to the category "Promoter and Promoter Group"

Sr. No.	Name of the shareholder	Details of Shares held		Encumbered shares			Details of warrants		Details of convertible securities		Total shares (including underlying shares assuming full conversion of warrants and convertible securities) as a % of diluted share capital
		Number of shares held	As a % of grand total (A)+(B)+(C)	No.	As a percentage	As a % of grand total (A)+(B)+(C) of sub-clause (I)(a)	Number of warrants held	As a % total number of warrants of the same class	Number of convertible securities held	As a % total number of convertible securities of the same class	
(I)	(II)	(III)	(IV)	(V)	(VI)=(V)/(III)*100	(VII)	(VIII)	(IX)	(X)	(XI)	(XII)
1	CRYSTAL HOSPITALITY SERV PVT LTD	352,000	2.46	0	0.00	0.00	0	0.00	0	0.00	2.46
2	DARSHANA MAHENDRA THACKER	5,504,302	38.43	0	0.00	0.00	0	0.00	0	0.00	38.43
3	MIHIR MAHENDRA THACKER	944,100	6.59	0	0.00	0.00	0	0.00	0	0.00	6.59
4	MAHENDRA RAMANLAL THACKER	119,800	0.84	0	0.00	0.00	0	0.00	0	0.00	0.84
5	MAUNIK MAHENDRA THACKER	944,200	6.59	0	0.00	0.00	0	0.00	0	0.00	6.59
6	DARSHANA MAHENDRA THACKER	1,182,292	8.25	0	0.00	0.00	0	0.00	0	0.00	8.25
7	MIHIR MAHENDRA THACKER	154,000	1.08	0	0.00	0.00	0	0.00	0	0.00	1.08
8	MAUNIK MAHENDRA THACKER	154,000	1.08	0	0.00	0.00	0	0.00	0	0.00	1.08
	TOTAL	9354694	65.31	0	0.00	0.00	0	0.00	0	0.00	65.31




**Statement showing holding of securities (including shares, warrants, convertible securities) of persons belonging to the category "Public" and holding**

(I)(c)(i) **more than 1% of the total number of shares**

Sr. No.	Name of the shareholder	Number of shares held	Shares as a percentage of total number of shares (i.e., Grand Total (A)+(B)+(C) indicated in Statement at	Details of warrants		Details of convertible	Total shares (including underlying shares assuming full conversion of warrants and convertible securities) as a % of diluted share capital
				Number of warrants held	As a % total number of warrants of the same class	Number of convertible securities held	
1	MASTER CAPITAL SERVICES LTD	760461	5.31	0	0.00	0	5.31
2	ANUGRAH STOCK & BROKINF PVT LTD	500000	3.49	0	0.00	0	3.49
<b>TOTAL</b>		<b>1260461</b>	<b>8.80</b>	<b>0</b>	<b>0.00</b>	<b>0</b>	<b>8.80</b>

(I)(c)(ii) **Statement showing holding of securities (including shares, warrants, convertible securities) of persons (together with PAC) belonging to the category "Public" and holding more than 5% of the total number of shares of the company**

Sr. No.	Name(s) of the shareholder(s) and the Persons Acting in Concert (PAC) with them	Number of shares	Shares as a percentage of total number of shares (i.e., Grand Total (A)+(B)+(C) indicated in Statement at para (I)(a) above}	Details of warrants		Details of convertible	Total shares (including underlying shares assuming full conversion of warrants and convertible securities) as a % of diluted share capital
				Number of warrants	As a % total number of warrants of the same class	Number of convertible securities held	
1	MASTER CAPITAL SERVICES LTD	760461	5.31	0	0.00	0	5.309443684
2			0.00	0	0.00	0	0
<b>TOTAL</b>		<b>760461</b>	<b>5.31</b>	<b>0</b>	<b>0.00</b>	<b>0</b>	<b>5.309443684</b>



(I)(d) Statement showing details of locked-in shares

Sr. No.	Name of the shareholder	Number of locked-in shares	Locked-in shares as a percentage of total number of shares {i.e., Grand Total (A)+(B)+(C) indicated in Statement at para (I)(a) above}
1			0.00
2			
TOTAL		0	0.00

(II)(a) Statement showing details of Depository Receipts (DRs)

Sr. No.	Type of outstanding DR (ADRs, GDRs, SDRs, etc.)	Number of outstanding DRs	Number of shares underlying outstanding DRs	Shares underlying outstanding DRs as a percentage of total number of shares {i.e., Grand Total (A)+(B)+(C) indicated in Statement at para (I)(a) above}
1				
TOTAL				

Statement showing Holding of Depository Receipts (DRs), where underlying shares are in excess of 1% of the total number of

(II)(b) shares

Sr. No.	Name of the DR Holder	Type of outstanding DR (ADRs, GDRs, SDRs, etc.)	Number of shares underlying outstanding DRs	Shares underlying outstanding DRs as a percentage of total number of shares {i.e., Grand Total (A)+(B)+(C) indicated in Statement at para (I)(a) above}
1				
TOTAL				

[1] For determining public shareholding for the purpose of Clause 40A.

[2] For definitions of "Promoter" and "Promoter Group", refer to Clause 40A.

[3] For definitions of "Public Shareholding", refer to Clause 40A.

