

I (a) Statement showing Shareholding Pattern

Name of the Company : Hotel Rugby Ltd

Scrip Code :

Class of Security :

Quarter ended : 30.09.2011

Partly Paid-up shares	No. of Partly Paid-up shares	As a % of total no. of partly paid-up shares	As a % of total no. of shares of the Company
Held by promoter / promoter group	0	0	0
Held by public	0	0	0
Total	0	0	0
Outstanding convertible securities	No. of outstanding securities	As a % of total no. of outstanding convertible securities	As a % of total no. of shares of the Company, assuming full conversion of the convertible securities
Held by promoter / promoter group	0	0	0
Held by public	0	0	0
Total	0	0	0
Warrants	No. of warrants	As a % of total no. of warrants	As a % of total no. of shares of the Company, assuming full conversion of warrants
Held by promoter / promoter group	0	0	0
Held by public	0	0	0
Total	0	0	0
Total paid-up capital of the company, assuming full conversion of warrants and convertible securities			14322800




(I)(a)

SHAREHOLDING PATTERN UNDER CLAUSE 35


Name of the Company:	HOTEL RUGBY LIMITED
Scrip Code:	Quarter ended : 30.09.2011

Category code (I)	Category of shareholder(II)	Number of shareholders (III)	Total number of shares (IV)	Number of shares held in dematerialized form (V)	Total shareholding as a percentage of total number of shares		Shares pledged or otherwise encumbered	
					As a percentage of (A+B)	percentage of (A+B+C)(V)	Number of shares	percentage(X) = (VIII/IV)*100
(A)	Shareholding of Promoter and Promoter Group							
-1	Indian							
(a)	Individuals/ Hindu Undivided Family	3	7,306,394	7,306,394	51.01	51.01	0.00	0.00
(b)	Central Government/ State Government(s)				-	-	-	-
(c)	Bodies Corporate	1	352,000	352,000	2.46	-	-	-
(d)	Financial Institutions/ Banks				-	-	-	-
(e)	Any Other (specify)relative of director	4	2,196,300	2,196,300	15.33	15.33	0.00	0.00
	Sub-Total (A)(1)	8	9,854,694	9,854,694	68.80	71.53	0.00	0.00
-2	Foreign							
(a)	Individuals (Non-Resident Individuals/ Foreign Individuals)	-	-	-	-	-	-	-
(b)	Bodies Corporate				-	-	-	-
(c)	Institutions	-	-	-	-	-	-	-
(d)	Any Other (specify)	-	-	-	-	-	-	-
	Sub-Total (A)(2)	-	-	-	-	-	-	-
	Total Shareholding of Promoter and Promoter Group (A)= (A)(1)+(A)(2)	8	9,854,694	9,854,694	68.80	71.53	0.00	0.00



(B)	<u>Public shareholding</u>				-	-	-	-
-1	Institutions				-	-	-	-
(a)	Mutual Funds/ UTI							
(b)	Financial Institutions/ Banks	1	700		0.00	0.00	0.00	0.00
(c)	Central Government/ State Government(s)							
(d)	Insurance Companies	-	-	-	-	-	-	-
(e)	FII's							
(f)	Foreign Venture Capital				-	-	-	-
(g)	Any Other (specify)	-	-	-	-	-	-	-
	1) Foreign Financial Instn				-	-	-	-
	Sub-Total (B)(1)	1	700	-	0.00	0.00	0.00	0.00
-2	Non-institutions				-	-	-	-
(a)	Bodies Corporate	109	955,803	916,803	6.67	6.67	0.00	0.00
(b)	Individuals				-	-	-	-
	i. Individual shareholders holding nominal share capital up to Rs. 1 lakh.	8,329	2,614,489	1,594,939	18.25	18.25	0.00	0.00
	ii. Individual shareholders holding nominal share capital in excess of Rs. 1 lakh.	16	425,566	390,766	2.97	2.97	0.00	0.00
(c)	Any Other (Specify) 1.Directors/Relative				-	-	-	-
	2.Clearing Member	36	240,941	240,941	1.68	1.68	0.00	0.00
	3.Trust							
	4. Office Bearers				-	-	-	-
	5. NRIs	50	179,957	159,957	1.26	1.26	0.00	0.00
	6. NRN	42	50,650	3,750	0.35	0.35	0.00	0.00
	7. Overseas Bodies Corp							
	Sub-Total (B)(2)	8,582	4,467,406	3,307,156	31.19	31.19	0.00	0.00
	Total Public Shareholding (B)= (B)(1)+(B)(2)	8,583	4,468,106	3,307,156	31.20	31.20	0.00	0.00
	TOTAL (A)+(B)	8,591	14,322,800	13,161,850	100.00	100.00	0.00	0.00
(C)	Shares held by Custodians and against which Depository Receipts have been issued				-	-	-	-
	1 Promoter & Promoter Group							
	2 Public							
	GRAND TOTAL (A)+(B)+(C)	8,591	14,322,800	13,161,850	100.00	100.00	0.00	0.00


Notes : Name, Number of shares held & Percentage of shareholding of entities/persons holding more than 1% of the company is as per annexure. annexure.



Statement showing Shareholding of persons belonging to the category						
"Promoter and Promoter Group"						
Sr. No.(I)	Name of the shareholder	Number of shares	Shares as a percentage of total number of shares {i.e., Grand Total (A)+(B)+(C) indicated in Statement at para (I)(a) above}	Shares pledged or otherwise encumbered		
				Number of shares	Percentage of Holding VI = (V/III)*100	Percentage as a Grand Total
1	CRYSTAL HOSPITALITY SERV PVT LTD	352,000	2.46		0.00	-
2	DARSHANA MAHENDRA THACKER	6,004,302	41.92		0.00	-
3	MIHIR MAHENDRA THACKER	944,100	6.59		0.00	-
4	MAHENDRA RAMANLAL THACKER	119,800	0.84		0.00	-
5	MAUNIK MAHENDRA THACKER	944,200	6.59		0.00	-
6	DARSHANA MAHENDRA THACKER	1,182,292	8.25		0.00	-
7	MIHIR MAHENDRA THACKER	154,000	1.08		0.00	-
8	MAUNIK MAHENDRA THACKER	154,000	1.08		0.00	-
TOTAL		9,854,694	68.80	-	0.00	-

(I)(c) Statement showing Shareholding of persons belonging to the category			
"Public" and holding more than 1% of the total number of shares			
Sr. No.	Name of the shareholder	Number of shares	Shares as a percentage of total number of shares {i.e., Grand Total (A)+(B)+(C) indicated in Statement at para (I)(a) above}
1	MASTER CAPITAL SERVICES LTD	630,471	4.40
2	ANUGRAH STOCK & BROKINF PVT LTD	165,683	1.16
TOTAL		796,154	5.56

(I)(d) Statement showing details of locked-in shares				
Sr. No.	Name of the shareholder	Number of locked-in shares	Locked-in shares as a percentage of total number of shares {i.e., Grand Total (A)+(B)+(C) indicated in	Category
NIL				
TOTAL				



(II)(a) Statement showing details of Depository Receipts (DRs)				
Sr. No.	Type of outstanding DR (ADRs, GDRs, SDRs, etc.)	No. of O/s DRs	Number of shares underlying O/s DRs	Shares underlying outstanding DRs as a percentage of total number of shares {i.e., Grand Total (A)+(B)+(C) indicated in Statement at para (I)(a) above}
1	NIL			
TOTAL				

(II)(b) Statement showing Holding of Depository Receipts (DRs), where underlying shares are in excess of 1% of the total number of shares

Sr. No.	Name of the DR Holder	Type of outstanding DR (ADRs, GDRs, SDRs, etc.)	Number of shares underlying outstanding DRs	Shares underlying outstanding DRs as a percentage of total number of shares {i.e., Grand Total (A)+(B)+(C) indicated in Statement at para (I)(a) above}
1	NIL			
TOTAL				